

## ISTRUZIONI PER L'APPLICAZIONE DEL PRODOTTO

### 1 PREPARAZIONE DEI SUPPORTI

Nel caso di muri perfettamente lisci: per un risultato durevole, pulire la superficie da rivestire, eliminando ogni traccia delle pitture precedenti, soprattutto se non completamente aderenti al muro.

Poi, eventualmente, applicare uno strato di fissativo Fissamuro Ambientesano.

Essiccazione 12/24 ore.

Nel caso di muri scabri o con evidenti irregolarità: prima di compiere le precedenti operazioni, è consigliabile rasare la superficie da trattare.

### 2 APPLICAZIONE DI ABSTRACT FONDO

Applicare uno strato di Abstract Fondo, usando un rullo a pelo corto.  
Rendimento di Abstract Fondo: 10 m<sup>2</sup>/lt  
Sovrapplicazione: 4-6 ore a seconda della temperatura ambientale.

### 3 APPLICAZIONE DI PIGALLE

Applicare 1 prima mano di Pigalle pronto all'uso con un rullo a pelo corto o con una pannellessa, con pennellate incrociate. Dopo avere fatto asciugare la prima mano di prodotto stendere la seconda mano di prodotto stendendo la seconda mano di pannello diluendo con 10% d'acqua.

In fase di asciugatura si evidenzieranno sempre di più i punti luce caratteristici di Pigalle. Sono sufficienti 2 mani di prodotto, ma se ne può stendere anche una terza per uniformare meglio la superficie.

## USAGE INSTRUCTIONS

### 1 SURFACE PREPARATION

To obtain a perfect final result, clean carefully the surface, removing old paint coats, especially where not completely adherent. Apply one coat of Fissamuro Ambientesano. Drying 12/24 hrs.

For rough or irregular walls: it is advisable to smooth the surface, before following the instruction above.

### 2 APPLICATION OF ABSTRACT FONDO

Apply a coat of Abstract Fondo, using a short hair roller.  
Coverage of Abstract Fondo: 10 m<sup>2</sup>/lt  
Recoatings: 4-6 hours depending on the ambient temperature.

### 3 APPLICATION OF PIGALLE

Apply a first coat of Pigalle ready to use with a short hair roller or a brush, crisscrossing the brush strokes. When the first coat of the product is completely dry, apply the second coat with brush diluting with 10% water. In the drying process, some glistening stars, peculiar of Pigalle, will gradually emerge on the surface.

2 coats of products are enough, but a third coat is suggested in order to better uniform the surface.

## CONSEIL DE MISE EN ŒUVRE DU PRODUIT

### 1 PRÉPARATION DES SUPPORTS

Dans le cas des murs parfaitement lisses: pour un résultat durable, les supports doivent être propres.

Nettoyer la surface à revêtir, éliminant toutes les traces d'anciennes peintures surtout si elles ne sont pas adhérentes.

Ensuite, si nécessaire, appliquer une couche de Fissamuro Ambientesano.

Séchage 12/24 heures.

Dans le cas de parois rugueuses ou avec des irrégularités évidentes: avant d'effectuer les opérations précédentes, il est conseillé de lisser la zone à traiter.

### 2 APPLICATION DE ABSTRACT FONDO

Appliquer une couche de Abstract Fondo, en utilisant un rouleau à poil court.  
Rendement Abstract Fondo: 10 m<sup>2</sup>/lt  
Recouvrable après: 4-6 heures selon la température ambiante.

### 3 APPLICATION DE PIGALLE

Appliquer une première couche de Pigalle prêt à l'emploi avec un rouleau à poil court ou une brosse, en la croisant durant l'application.

Après séchage de la première couche appliquer la deuxième couche avec pinceau en diluant avec 10% d'eau.

Dans la phase de séchage seront mis en évidence de plus en plus les points lumineux caractéristique de Pigalle. Il ne faut que 2 couches, mais on peut également appliquer une troisième couche pour mieux uniformiser la surface.

## INFORMAZIONI TECNICHE

RESA: 8-10 m<sup>2</sup>/lt

APPLICAZIONE: rullo a pelo corto, pennello

PULIZIA ATTREZZI: acqua e sapone

DILUIZIONE: pronto all'uso. Possibilità di diluire il prodotto con 10% massimo d'acqua

TEMPERATURA DI STOCCAGGIO: +5°C/+35°C

## TECHNICAL INFORMATION

COVERAGE: 8-10 m<sup>2</sup>/lt

APPLICATION: short hair roller, brush

TOOLS CLEANING: water and soap

DILUTION: ready to use. If necessary, dilute the product with maximum 10% of water

STORAGE TEMPERATURE: +5°C/+35°C

## INFORMATION TECHNIQUE

RENDEMENT: 8-10 m<sup>2</sup>/lt

APPLICATION: rouleau à poils courts, pinceau

NETTOYAGE DES OUTILS: eau et savon

DILUTION: prêt à l'emploi. Si nécessaire, diluer le produit avec 10% d'eau au maximum

TEMPÉRATURE DE STOCKAGE: +5°C/+35°C



Boero Bartolomeo S.p.A.

I - 16121 Genova - Via Macaggi, 19 - Tel. +39 010.5500.70 - Fax +39 010.5500.730  
www.attivacolore.it - e-mail: sales@attivage.it



MADE IN ITALY

P053290000001000



pigalle



abstract  
decoration

Finitura Decorativa  
Decorative Finish  
Finition Décorative

Effetto glitter  
Glitter effect  
Effet pailleté






PIGALLE 51




PIGALLE 50

Tutte le tinte riportate sulla presente cartella sono da considerarsi puramente indicative  
All colors shown on this colour card are merely indicative  
Toutes les couleurs présentées sur ce tableau sont à titre indicatif




PIGALLE 40




PIGALLE 49



PIGALLE 36



PIGALLE 31




PIGALLE 19




PIGALLE 21




PIGALLE 18




PIGALLE 38




PIGALLE 47




PIGALLE 66



PIGALLE 27



PIGALLE 105




PIGALLE 110




PIGALLE 89



PIGALLE 06




PIGALLE 57




PIGALLE 03



PIGALLE 77



PIGALLE 63



PIGALLE 64




PIGALLE 55




PIGALLE 79




PIGALLE 61




PIGALLE 76




PIGALLE 37




PIGALLE 29



PIGALLE 106




PIGALLE 17




PIGALLE 32




PIGALLE 14




PIGALLE 107




PIGALLE 16




PIGALLE 71




PIGALLE 109



PIGALLE 52



PIGALLE 09




PIGALLE 12




PIGALLE 11




PIGALLE 56




PIGALLE 102




PIGALLE 104




PIGALLE 90



PIGALLE 84



PIGALLE 88




PIGALLE 08



PIGALLE 75



PIGALLE 72



PIGALLE 54